

Wall hung cloakroom system-conceal install

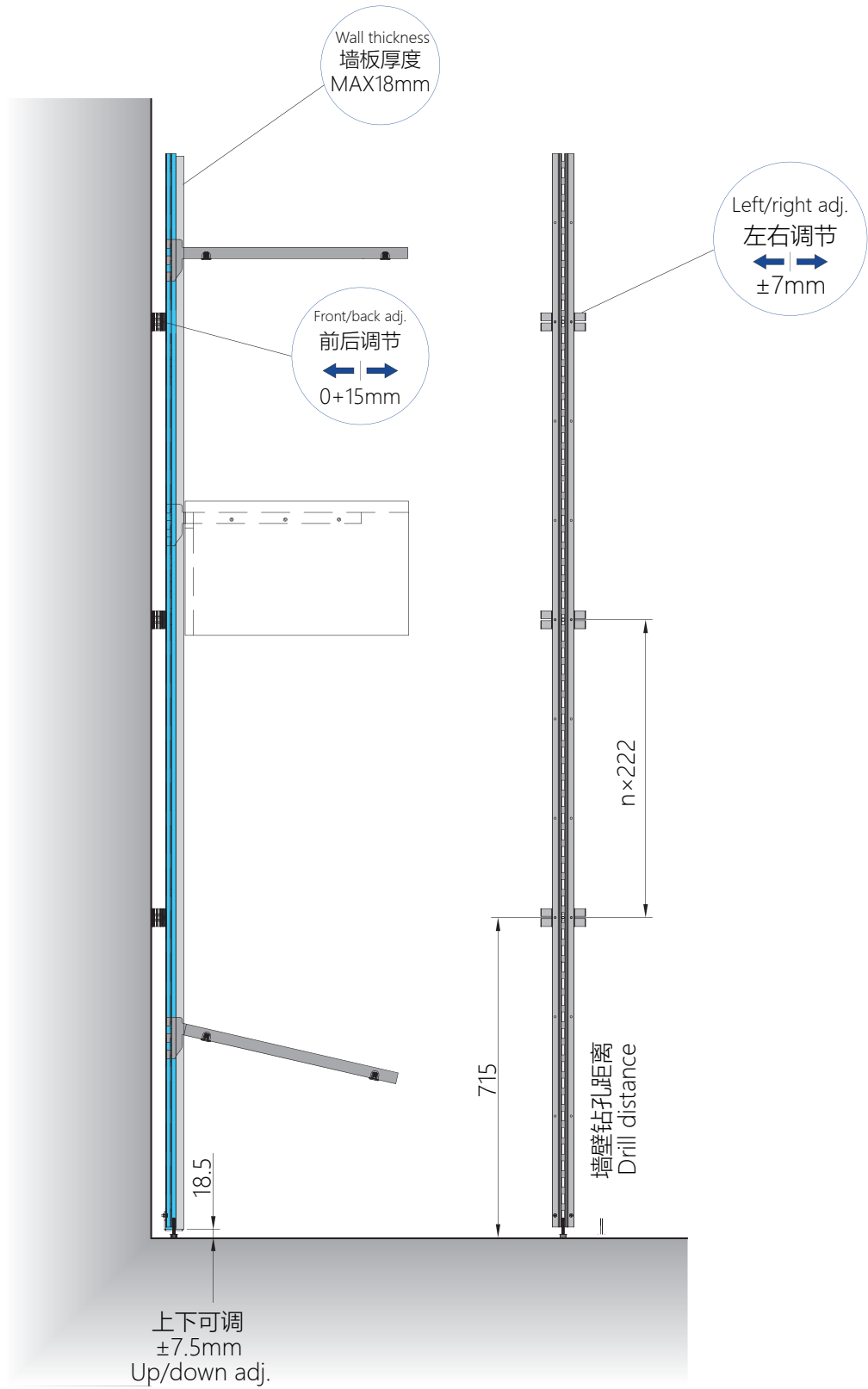
暗装 挂墙衣帽间系统

色彩丰富不一样的选择，简约独特，品味高雅，创造更多收纳空间，定制纯自然的色彩，带来舒适体验完美收纳生活



挂墙衣帽间系统 暗装

Wall hung cloakroom system-conceal install

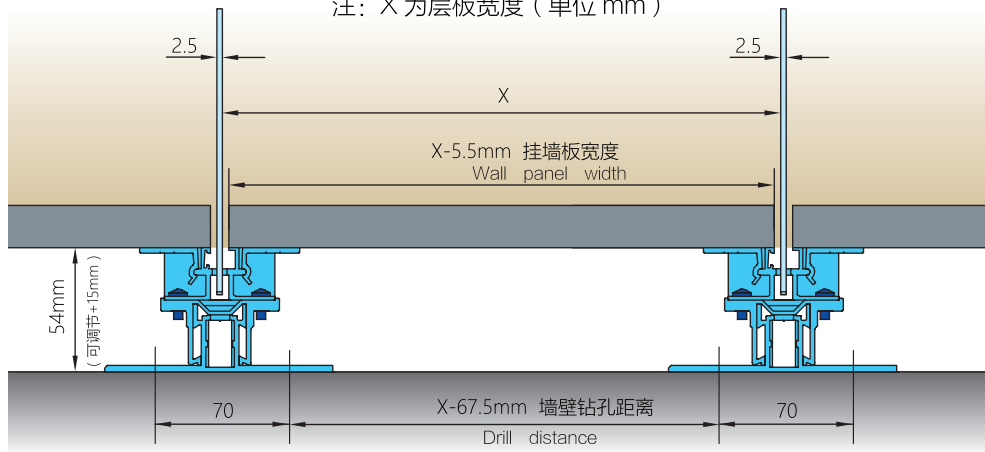


层板共用悬臂安装

安装参考一:

Ref. 1: Laminated shared cantilever installation

注: X 为层板宽度 (单位 mm)

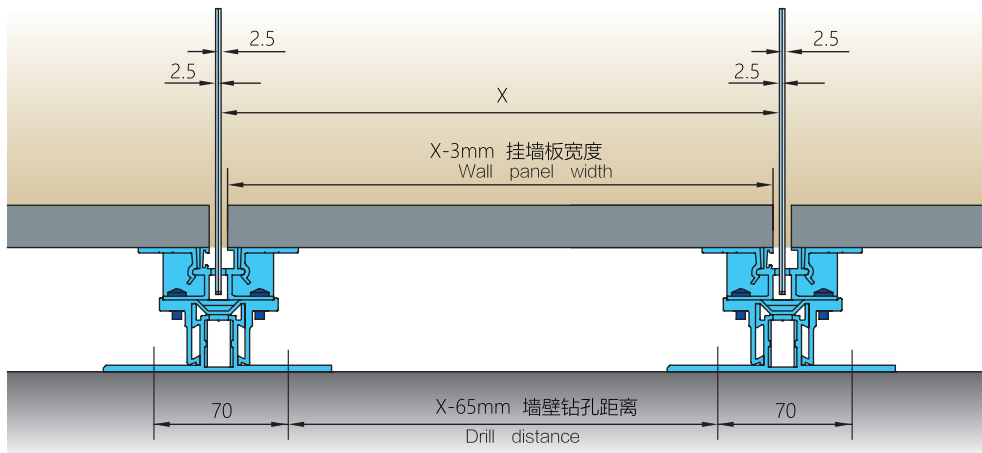


层板独立悬臂安装

安装参考二:

Ref. 2: Laminated separated cantilever installation

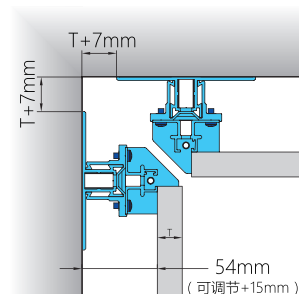
注: X 为层板宽度 (单位 mm)



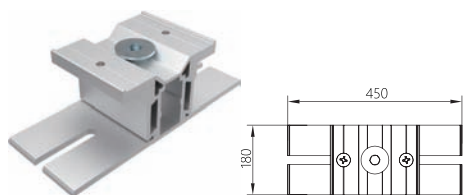
转角位安装

安装参考三:

Ref. 3: Corner installation



调节固定座
Adjust fixing base
MR-A-00-01



调节底座
Adjust base
MR-A-01-00



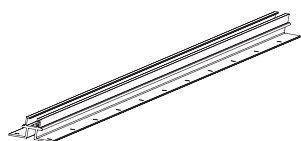
调节底座-转角 A
Adjust base-corner A
MR-A-01-01



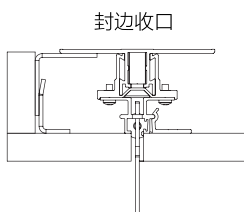
调节底座-转角 B
Adjust base-corner B
MR-A-01-02



暗装挂墙立柱 01
Concealed wall
hanging upright
column 01
MR-A-00-00



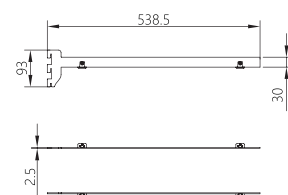
封边收口件 A
Edge cover A
MR-A-01-03



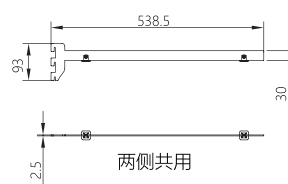
封边收口件 B
Edge cover B
MR-A-01-04



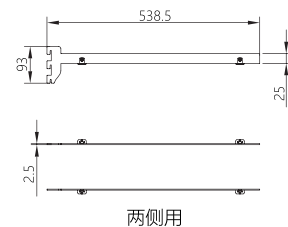
两侧用 -
暗装层板悬臂 30mm
Concealed laminated
separated cantilever 30mm
MR-A-01-00-30



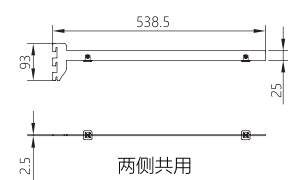
中间用 -
暗装层板悬臂 30mm
Concealed laminated
shared cantilever 30mm
MR-A-01-01-30



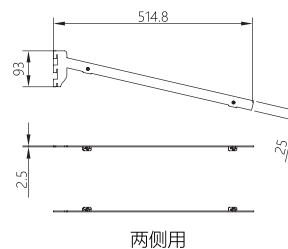

两侧用 -
暗装层板悬臂 25mm
Concealed laminated
separated cantilever 25mm
MR-A-01-02-25



中间用 -
暗装层板悬臂 25mm
Concealed laminated
shared cantilever 25mm
MR-A-01-03-25



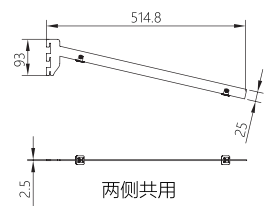
两侧用 -
暗装鞋架悬臂 25mm
Shoes rack concealed
separated cantilever 25mm
MR-A-01-04-25



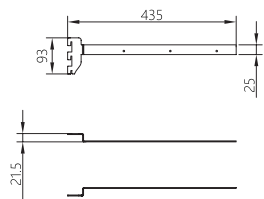
挂墙衣帽间系统——暗装

Wall hung cloakroom system-conceal install

两侧用 -
暗装鞋架悬臂 25mm
Shoes rack concealed
shared cantilever 25mm
MR-A-01-05-25

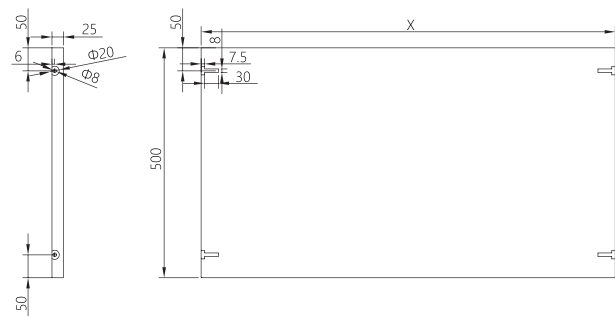


暗装吊柜悬臂
Concealed wall cabinet
cantilever
MR-A-01-05



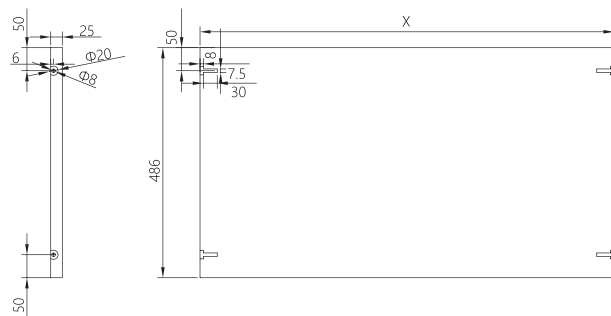
层板参考尺寸
Wall hung cloakroom cabinet-laminate size

层板: 25cm
两侧排 $\Phi 20$ mm 半圆孔及 $\Phi 8$ 深空



鞋架层板参考尺寸
Wall hung cloakroom cabinet-shoes rack laminate size

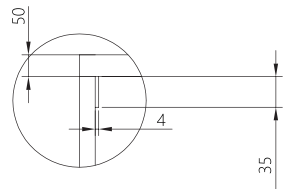
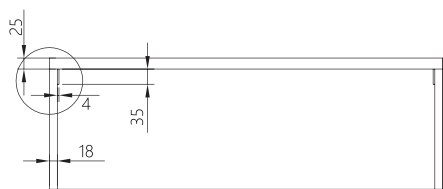
层板: 25cm
两侧排 $\Phi 20$ mm 半圆孔及 $\Phi 8$ 深空



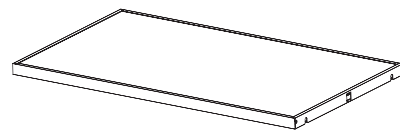
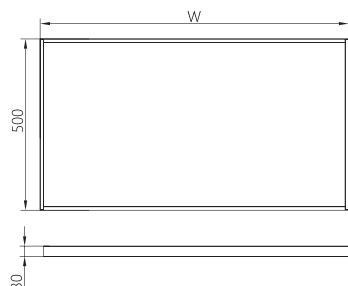

挂墙衣帽间展柜——吊柜参考尺寸
Wall hung cloakroom cabinet-wall cabinet size

柜体: 顶板 25cm
侧板: 18cm+18cm 厚背板
结构: 顶板盖侧板 三合一 + 木榫
工艺: 背板两侧开缺口 (图示)

Cabinet: Top panel 25cm
Side panel: 18cm+18cm thick back panel
Structure: Top panel overlay side panel, three in one connection + wood plug
Craftwork: Mak a gap in two sides of back panel (as photo below)



MR-C-04-00
LED glass laminate
LED 玻璃层板



注: 1、常规深度为 500, 宽度 W 为定制;
2、配 4mm 钢化玻璃;
3、带 LED 灯及端子线。

Remark:
1、Normal depth is 500,width is customized.
2、4mm thickness tempering glass.
3、Led and leadwire.